



TE KUNENGA
KI PŪREHUROA
MASSEY
UNIVERSITY
UNIVERSITY OF NEW ZEALAND

Your guide to making **Tuition** **Payments**




What is Flywire?

We're here to make your education

payment process fast, reliable, and oh-so-easy!

Experience the safest, Simplest way to pay your tuition,
trusted by millions worldwide.

Why use Flywire?



**Secure Payment
Provider**



**Pay in Your
Local Currency**



**Real-time
Payment Tracking**



**Around-the-clock
Multilingual
Support**



**All Inclusive
Quotation**



**Pay From
The Comfort Of
Your Home**

HOW TO
**PAY WITH
FLYWIRE**

¥ \$ ₪ £ € R ₹ ¥ \$ ₪ £ *flywire*

HOW TO PAY:

- ❗ **Important:** It is important that you follow these steps every time you make a payment. This process generates a new Payment ID which is a unique reference number that helps Flywire and Massey University identify your payment. Not following these instructions may result in a payment being delayed.

STEP 1: visit massey.flywire.com

Trusted by thousands of students around the globe, Flywire is one of the safest, most convenient ways to make international education payments to Massey University.

Flywire has been fully vetted by Massey University as an approved international payment processor. Flywire provides Massey University's students with a safe and easy way to make payments to Massey University from around the world.

Start making your international payment with Flywire by visiting massey.flywire.com



Register your payment details

Enter your payment details in our international payment portal to let us know your payment is coming.



Make your payment

Follow the instructions provided to make your payment. To send your funds via bank transfer, **you may need to visit your bank online or in person.**



Flywire completes the exchange

Flywire performs the foreign exchange and transfers the funds to our institution.



Funds delivered

Your payment will be delivered to our institution and your student account is updated to reflect your payment.

Track your payment 24/7 with text updates, the Flywire mobile app, or at flywire.com

Payment initiated

Guaranteed and delivered
Funds are delivered 2-5 business days after funds are guaranteed



STEP 2: select payment country

In the 'The payment will come from' dropdown menu, select the country you would like to make your payment from.

! Important: If you are located in a different country than where you are paying from, make sure to select the country your funds will be sent from.



Contact Help Log in English ▾

1. Payment Info

2. Payment method

3. Payer Info

4. Info for the receiver

5. Review & Confirm

6. Make payment

Your payment

The payment will come from

Massey University receives

Country or region *
Australia ▾

NZ\$	Amount * 0.00
------	------------------

Amount will be formatted in the destination currency, in this case New Zealand Dollars. i.e. 10,000.00 for ten thousand NZD.

NEXT →



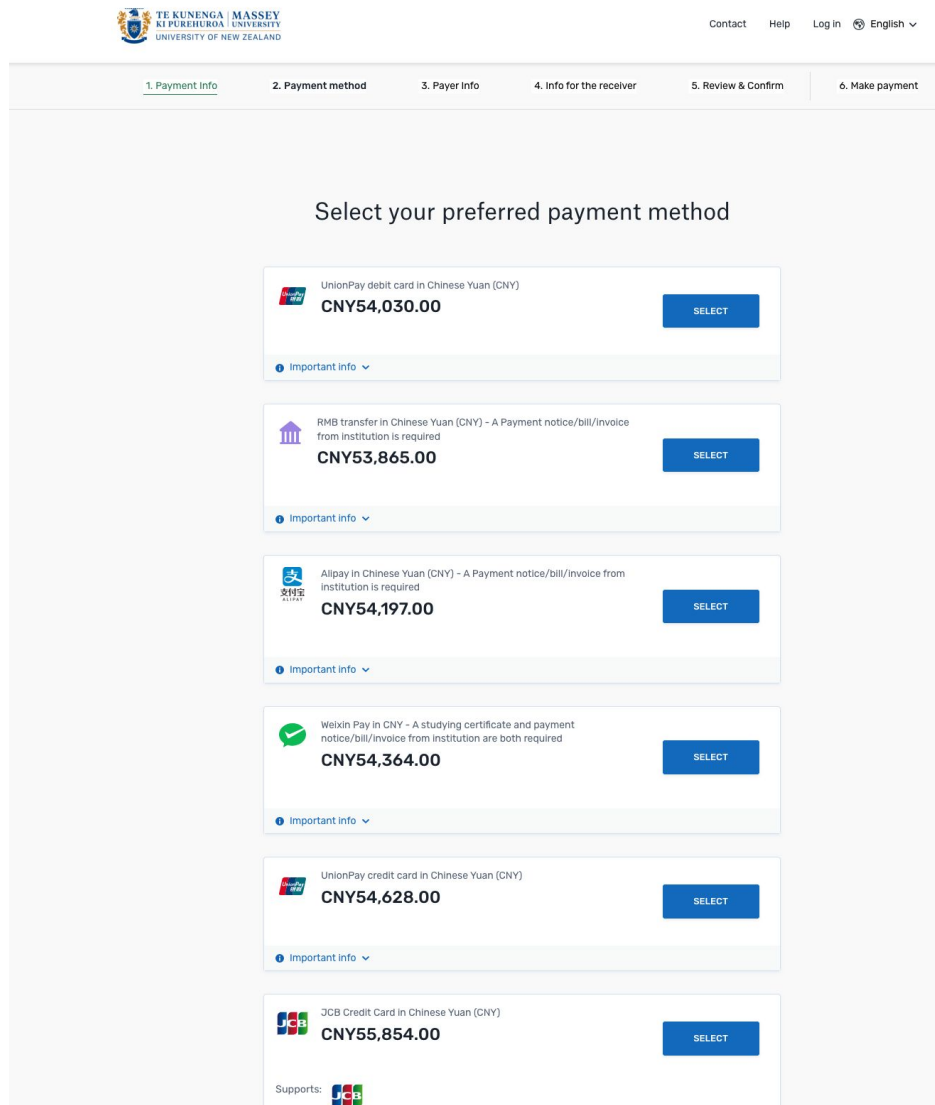
Translation: You can translate the payment portal into Spanish, French, Korean, Mandarin, Japanese, Portuguese, Vietnamese, Arabic, Bahasa Indonesian, and Welsh. Use the language button at the bottom of the page where it says "English" to change languages.



STEP 3: select payment method

Review the payment options available for the country you selected and choose your preferred payment method.

Options may include bank transfer, debit/credit card in your home currency, electronic payment, or other local options.



The screenshot shows the Massey University payment selection interface. At the top, the university logo and navigation links (Contact, Help, Log in, English) are visible. Below the logo, a progress bar indicates the current step: 2. Payment method. The main heading is "Select your preferred payment method". There are six payment options listed, each with a logo, description, amount in CNY, and a "SELECT" button. Each option also has an "Important info" link.

Payment Method	Amount (CNY)
UnionPay debit card in Chinese Yuan (CNY)	CNY54,030.00
RMB transfer in Chinese Yuan (CNY) - A Payment notice/bill/invoice from institution is required	CNY53,865.00
Alipay in Chinese Yuan (CNY) - A Payment notice/bill/invoice from institution is required	CNY54,197.00
Weixin Pay in CNY - A studying certificate and payment notice/bill/invoice from institution are both required	CNY54,364.00
UnionPay credit card in Chinese Yuan (CNY)	CNY54,628.00
JCB Credit Card in Chinese Yuan (CNY)	CNY55,854.00

Example: Above is an example of payment options available to students paying from China. The country you select will impact the payment options you are provided.

STEP 4: provide payer info

Fill out the 'Payer Information'.

! **Important:** Fill out this section with the details of the person whose card/bank account will be used to pay.



Contact Help Log in English

1. Payment Info

2. Payment method

3. Payer Info

4. Info for the receiver

5. Review & Confirm

6. Make payment

Payer information

Please provide the details of the person whose card/bank account will be used to pay.

(*) required field

Email *	First name *
Middle name	Family name *
Address 1 *	Address 2
City *	State / Province / Region
Zip code / Postal Code	+ 86 Phone number *

Receive text notifications on your payment status

I would like to receive emails from Flywire about future discounts, promotions and offers

I have read, understand, and agree to the Flywire [Terms of Use](#) and [Privacy Policy](#)

← PREVIOUS

NEXT →

STEP 5: provide student info

Fill out the 'Student Information' with your details.

! **Important:** This information will allow Massey University and Flywire to accurately track your payment and update your student account immediately upon arrival in Massey University's bank account.



[Contact](#) [Help](#) [Log in](#) [English](#) ⌵

[1. Payment Info](#)

[2. Payment method](#)

[3. Payer Info](#)

[4. Info for the receiver](#)

[5. Review & Confirm](#)

[6. Make payment](#)

Information for Massey University

(*) required field

Student Information

Student ID *

First Name *

Last Name *

Student Email Address *

[← PREVIOUS](#)

[NEXT →](#)

You will then be presented with a summary of your booking to confirm or amend.

STEP 6:

Follow the instructions provided to send funds to Flywire via your selected method.

BANK TRANSFERS: Follow the instructions to send your funds to Flywire's local bank account provided. Depending on your bank, this payment can be completed/made online, in person, or over the phone.

Now, you need to make a bank transfer **from your bank account** to ours no later than **July 19, 2023**

? How can I complete my bank transfer?
You will need to complete your bank transfer outside of Flywire's platform via online banking, telephone transfer or by visiting your local bank branch in person. [More info](#)

Please use the payment instructions below to transfer your funds to Flywire. Keep in mind that it will take 2-3 business days for us to receive your payment.

Payment instructions

Amount to pay	11.951.00 €
Reference / Payment ID	YY891899877 You must include this reference so we can identify your payment
Remittance Information / Reference	YY891899877 - Flywire Test Client
Beneficiary Bank	CITIBANK NA
Beneficiary Bank Address	José Ortega y Gasset 29, Planta 4, 28006 - Madrid (SPAIN)
IBAN	ES3814740000140660146008
Beneficiary	Flywire
Beneficiary Address	Av. Aragón 30, 13J 46021 Valencia, Spain
Notes	This is a test here
Detail of charges	DUR In a SWIFT, at field 71A "Details of Charges", from the available options BEN, SHA, OUR, select OUR. This field determines who pays the transfer charges.
Payer ID	780786691899877

[DOWNLOAD INSTRUCTIONS FOR THE BANK TRANSFER](#)

Note: In the bank transfer method, Flywire does not debit funds from your bank account, you must send them to the account provided.

STEP 6:

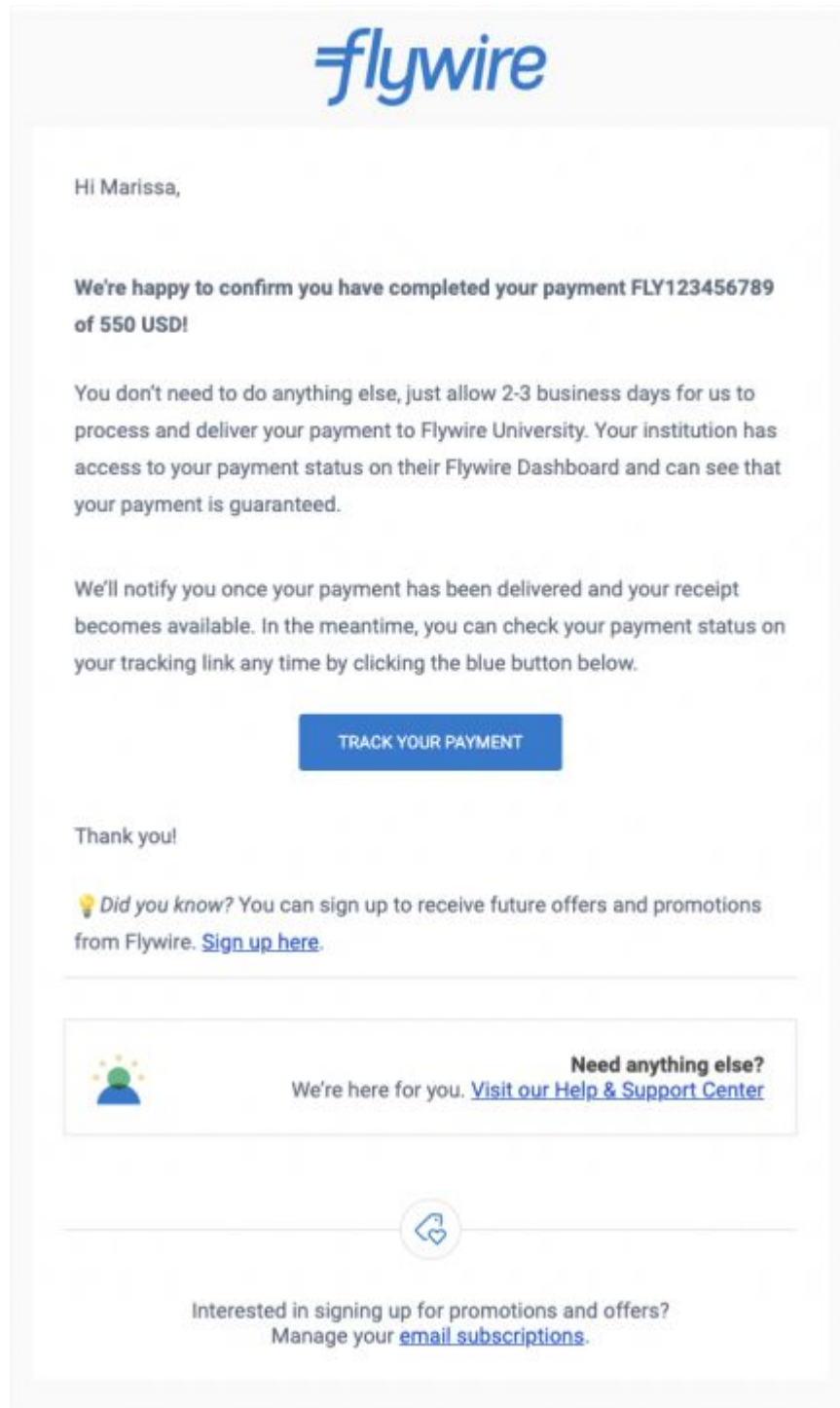
DEBIT/CREDIT CARD: Enter your card details online to complete your payment in your home currency.

Note: Make sure your card is denominated in the currency you have booked your payment in. Dual currency cards should not be used in Flywire, as they can incur additional fees by the issuing bank.

After you send your payment or enter in your card details, the payment tracker will update to “payment received.”

STEP 7:

Track your payment via text message, or in the tracking link provided in your confirmation email.



The image shows a screenshot of an email from Flywire. At the top is the Flywire logo. Below it, the email is addressed to "Hi Marissa,". The main message states: "We're happy to confirm you have completed your payment FLY123456789 of 550 USD!". It then explains that no further action is needed and that the payment will be processed within 2-3 business days. A blue button labeled "TRACK YOUR PAYMENT" is prominently displayed. Below the button, it says "Thank you!" and includes a tip: "Did you know? You can sign up to receive future offers and promotions from Flywire. Sign up here." At the bottom, there is a section with a person icon and the text "Need anything else? We're here for you. Visit our Help & Support Center". A footer section contains a circular icon with a person and the text "Interested in signing up for promotions and offers? Manage your email subscriptions."

flywire

Hi Marissa,


We're happy to confirm you have completed your payment FLY123456789 of 550 USD!


You don't need to do anything else, just allow 2-3 business days for us to process and deliver your payment to Flywire University. Your institution has access to your payment status on their Flywire Dashboard and can see that your payment is guaranteed.


We'll notify you once your payment has been delivered and your receipt becomes available. In the meantime, you can check your payment status on your tracking link any time by clicking the blue button below.

[TRACK YOUR PAYMENT](#)

Thank you!

 *Did you know?* You can sign up to receive future offers and promotions from Flywire. [Sign up here.](#)

 **Need anything else?**
We're here for you. [Visit our Help & Support Center](#)

 Interested in signing up for promotions and offers?
Manage your [email subscriptions.](#)

FREQUENTLY ASKED QUESTIONS

IS FLYWIRE SAFE?

Yes! Flywire undergoes an annual SOC II and PCI DSS review to help ensure customer data is handled securely and in compliance with all applicable laws, including, but not limited to, GDPR, PIPEDA, FERPA, GLBA and other data protection laws.

You can learn more about our security measures at <https://www.flywire.com/company/security>

HOW DO I TRACK MY PAYMENT?

Students can track their payment via text message or in the tracking link provided in their confirmation email (sent from Flywire).

WHAT IS THE 'BEST PRICE GUARANTEE'?

Flywire aims to provide the best price for international payments. If you find a better rate at your bank within two hours of booking a local currency bank transfer payment with Flywire, we will match the rate offered by your bank.

To Submit a Best Price Guarantee:

1. Take a screenshot of your bank quote (including fees) for the same amount you booked in Flywire, within two hours.
2. Send the quote and your newly created Flywire payment ID (3 letters and 9 digits, example ABC123456789) to support@flywire.com.

If the quote is eligible, Flywire will adjust the rate on your booking and let you know the new amount to send.

HOW FLYWIRE CAN SUPPORT YOU WITH YOUR PAYMENT:

If you are experiencing any difficulties or simply have a question while making a payment, you can always click the live chat feature at the bottom right of the page for immediate assistance.

When paying through Flywire, you have access to around-the-clock multilingual support from our global support team.

How to contact Flywire support:



Live Chat: During your payment you can access live chat at any time across any page on massey.flywire.com



Phone: Give us a call at one of our international numbers (listed here) (help.flywire.com/hc/p/call-us)



Email: Send an email to support@flywire.com



FAQ: The Flywire Help Center (help.flywire.com) provides support for common questions



WeChat:  (for Chinese Students)