How to create a Digital Signature for your Six Monthly Report

How to create a Digital Signature for your

Wendy Dixon
EA/Administrator

Contact

Outline | Thumb | Notes | Search

Slide Title	Duration
How to create a Digita...	00:05
Slide 2	00:05
Slide 3	00:05
Slide 4	00:05
Slide 5	00:05
Slide 6	00:05
Slide 7	00:05
Slide 8	00:05
Slide 9	00:05

0 Minutes 44 Seconds Remaining

Slide 1 / 9 | Stopped

00:01 / 00:05

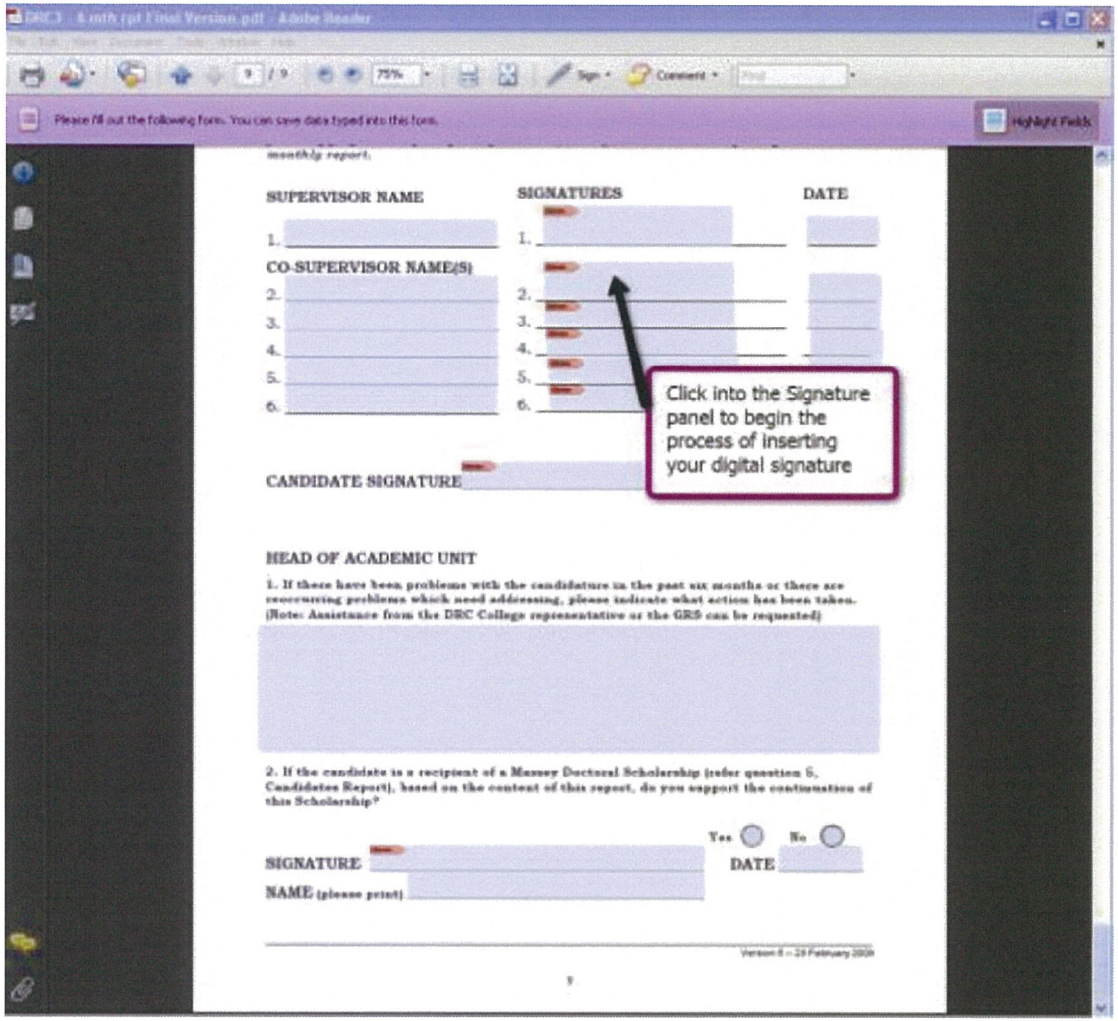

How to create a Digital Signature for your

Wendy Dixon
EA/Administrator
Contact

Outline | Thumb | Notes | Search

Slide Title	Duration
How to create a Digita...	00:05
Slide 2	00:05
Slide 3	00:05
Slide 4	00:05
Slide 5	00:05
Slide 6	00:05
Slide 7	00:05
Slide 8	00:05
Slide 9	00:05

0 Minutes 40 Seconds Remaining

Slide 2 / 9 | Stopped

00:00 / 00:05

DRC 3

SIGNATURES – PART 3

Please ens… …nic Unit have signed thi… …ersheet to the Graduate …

Please en… …Unit retain a photocopy… …the next six monthly r…

SUPERV… DATE

1. _____

CO-SUPE…

2. _____
3. _____
4. _____
5. _____
6. _____

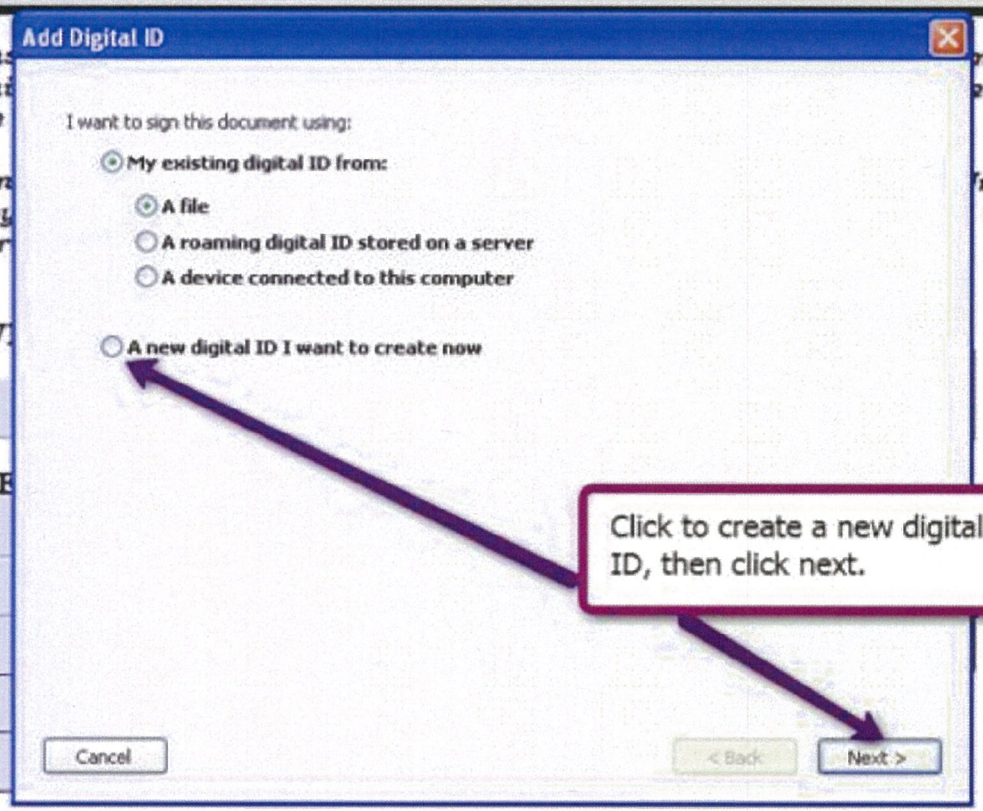

Click to create a new digital ID, then click next.

CANDIDATE SIGNATURE _____ DATE _____

How to create a Digital Signature for your

Wendy Dixon
EA/Administrator
Contact

Outline | Thumb | Notes | Search

Slide Title	Duration
How to create a Digita…	00:05
Slide 2	00:05
Slide 3	00:05
Slide 4	00:05
Slide 5	00:05
Slide 6	00:05
Slide 7	00:05
Slide 8	00:05
Slide 9	00:05

0 Minutes 35 Seconds Remaining

Slide 3 / 9 | Stopped 00:00 / 00:05

DRC 3

SIGNATURES – PART 3

Please ens ... *nic Unit have signed thi* ... *ersheet to the Graduate*

Please en ... *Unit retain a photocopy* ... *the next six monthly r*

SUPERV ... **DATE**

1.

CO-SUPE

2.

3.

4.

5.

6.

CANDIDATE SIGNATURE **DATE**

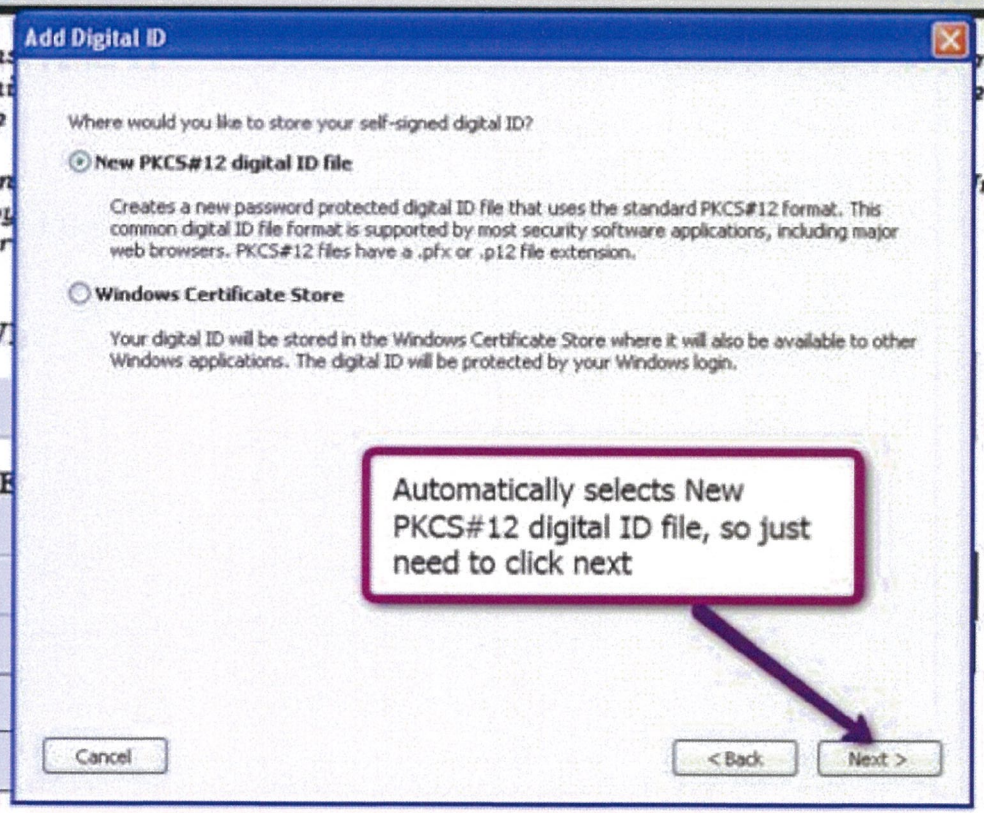

How to create a Digital Signature for your

Wendy Dixon
EA/Administrator
Contact

Outline | Thumb | Notes | Search

Slide Title	Duration
How to create a Digita...	00:05
Slide 2	00:05
Slide 3	00:05
Slide 4	00:05
Slide 5	00:05
Slide 6	00:05
Slide 7	00:05
Slide 8	00:05
Slide 9	00:05

0 Minutes 30 Seconds Remaining

Slide 4 / 9 | Stopped

00:00 / 00:05

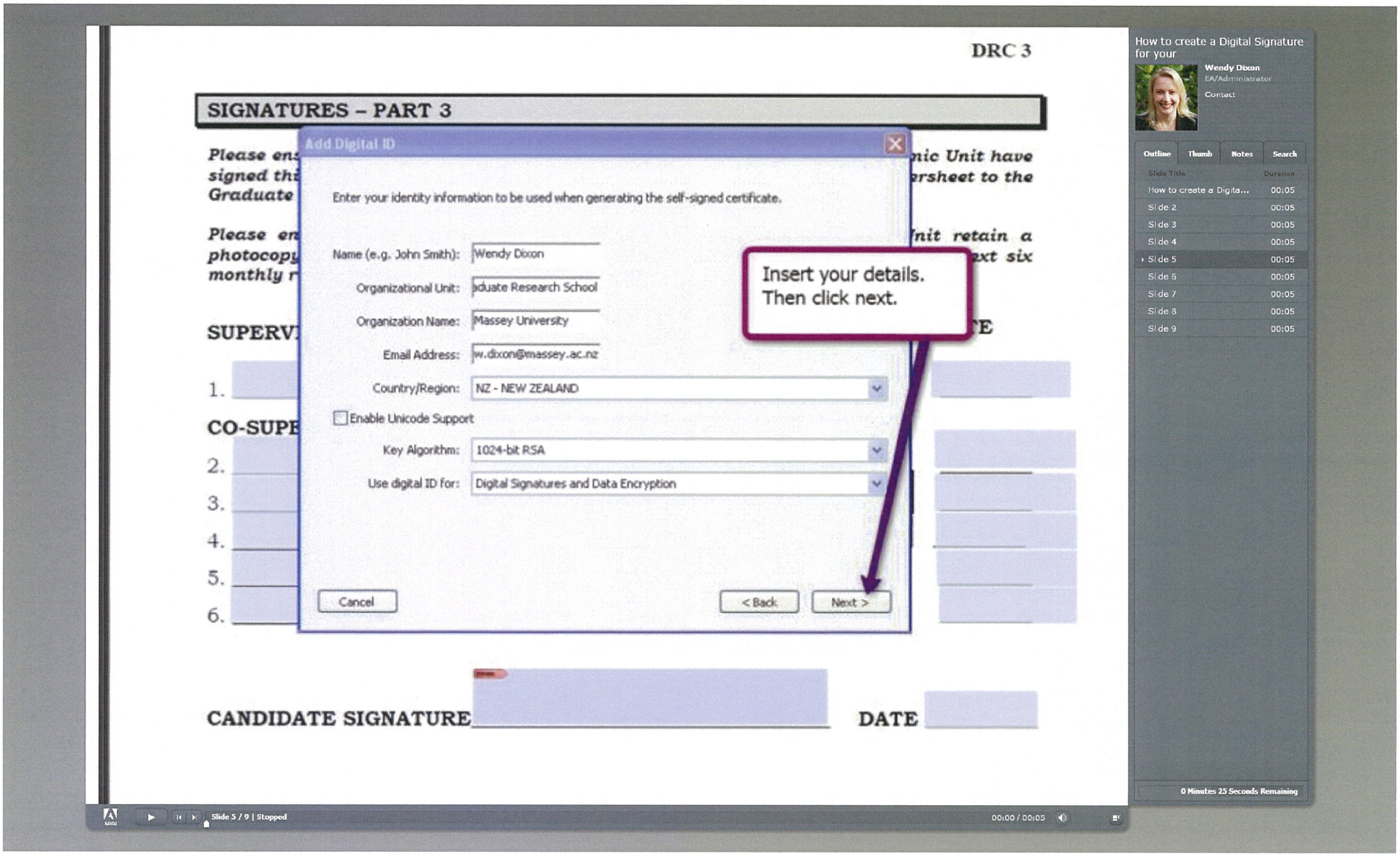
DRC 3
SIGNATURES – PART 3
Add Digital ID
Enter your identity information to be used when generating the self-signed certificate.
Name (e.g. John Smith): Wendy Dixon
Organizational Unit: aduate Research School
Organization Name: Massey University
Email Address: w.dixon@massey.ac.nz
Country/Region: NZ - NEW ZEALAND
Enable Unicode Support
Key Algorithm: 1024-bit RSA
Use digital ID for: Digital Signatures and Data Encryption
Cancel
< Back
Next >
Insert your details.
Then click next.
SUPERV
CO-SUPE
CANDIDATE SIGNATURE
DATE
How to create a Digital Signature for your
Wendy Dixon
EA/Administrator
Contact
Outline
Thumb
Notes
Search
Slide Title
Duration
How to create a Digita... 00:05
Slide 2 00:05
Slide 3 00:05
Slide 4 00:05
Slide 5 00:05
Slide 6 00:05
Slide 7 00:05
Slide 8 00:05
Slide 9 00:05
0 Minutes 25 Seconds Remaining
Slide 5 / 9 | Stopped
00:00 / 00:05

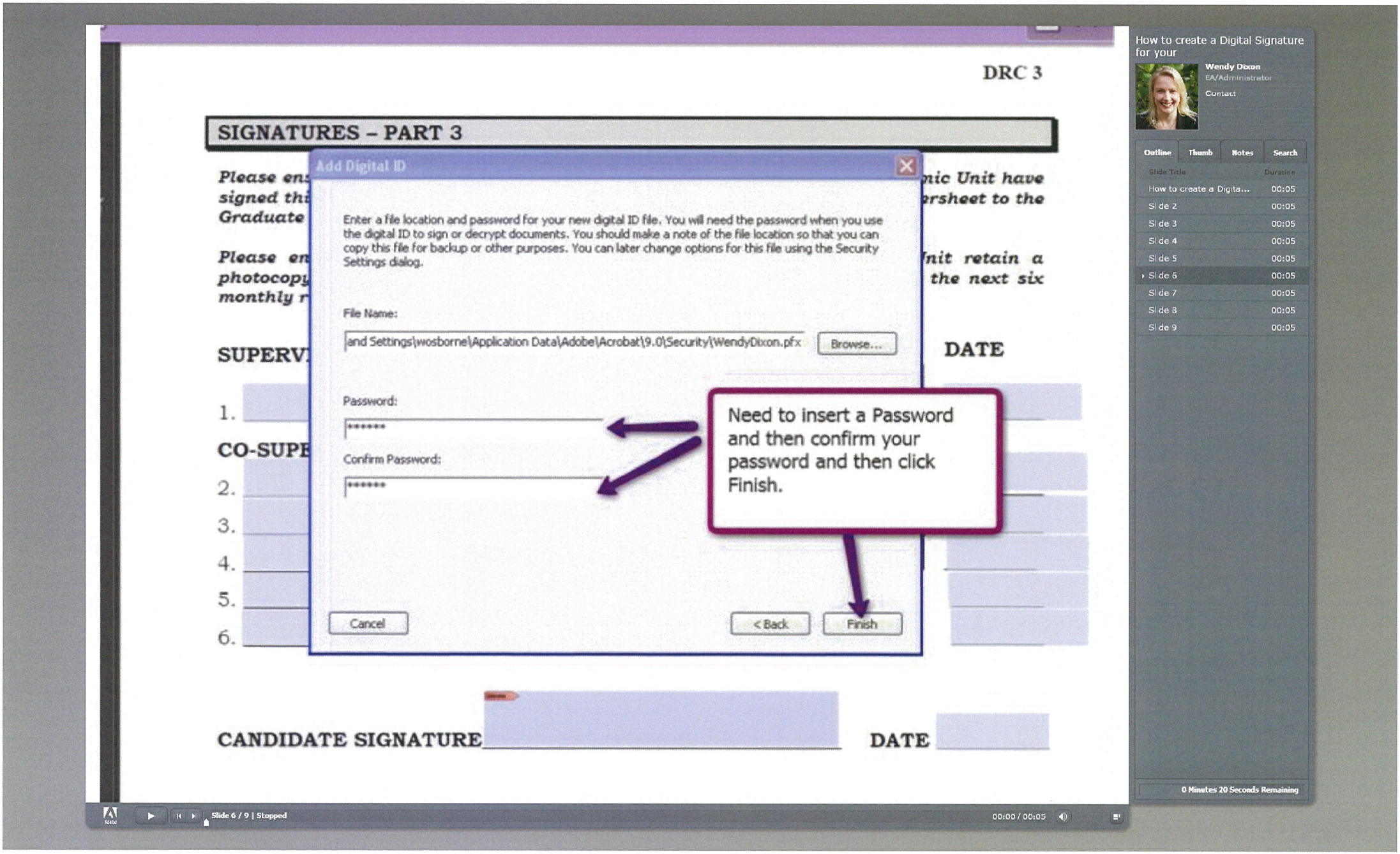
DRC 3
SIGNATURES – PART 3
Please ens
signed thi
Graduate
Please en
photocopy
monthly r
nic Unit have
rsheet to the
nit retain a
the next six
SUPERV
DATE
1.
CO-SUPE
2.
3.
4.
5.
6.
Add Digital ID
Enter a file location and password for your new digital ID file. You will need the password when you use the digital ID to sign or decrypt documents. You should make a note of the file location so that you can copy this file for backup or other purposes. You can later change options for this file using the Security Settings dialog.
File Name:
and Settings\wosborne\Application Data\Adobe\Acrobat\9.0\Security\WendyDixon.pfx
Browse...
Password:
******
Confirm Password:
******
Need to insert a Password and then confirm your password and then click Finish.
Cancel
< Back
Finish
CANDIDATE SIGNATURE
DATE
How to create a Digital Signature for your
Wendy Dixon
EA/Administrator
Contact
Outline
Thumb
Notes
Search
Slide Title
Duration
How to create a Digita...
00:05
Slide 2
00:05
Slide 3
00:05
Slide 4
00:05
Slide 5
00:05
Slide 6
00:05
Slide 7
00:05
Slide 8
00:05
Slide 9
00:05
0 Minutes 20 Seconds Remaining
Slide 6 / 9 | Stopped
00:00 / 00:05

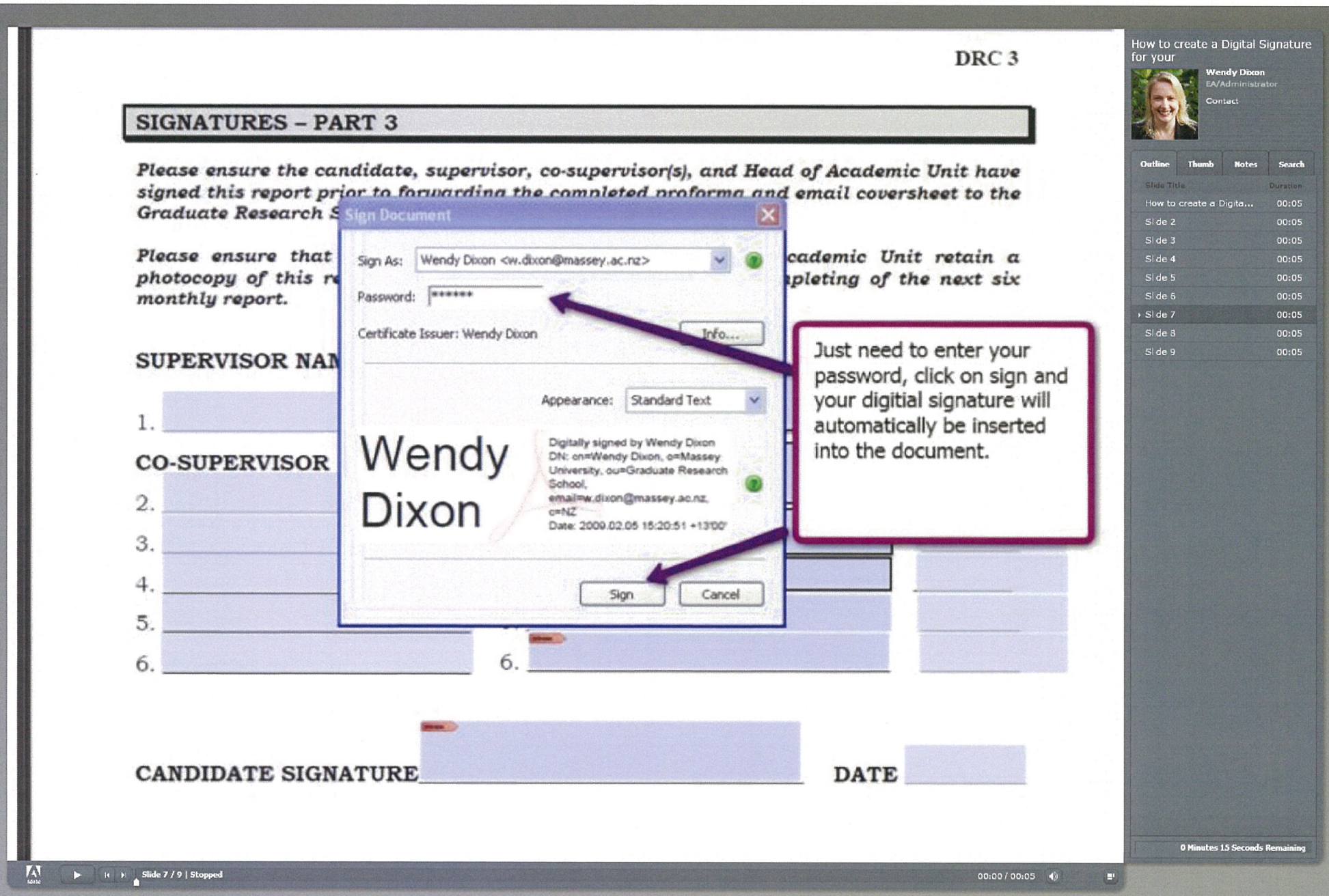
DRC 3
SIGNATURES – PART 3
Please ensure the candidate, supervisor, co-supervisor(s), and Head of Academic Unit have signed this report prior to forwarding the completed proforma and email coversheet to the Graduate Research S
Please ensure that
cademic Unit retain a photocopy of this re
pleting of the next six monthly report.
SUPERVISOR NAM
1.
CO-SUPERVISOR
2.
3.
4.
5.
6.
6.
CANDIDATE SIGNATURE
DATE
Sign Document
Sign As: Wendy Dixon <w.dixon@massey.ac.nz>
Password: ******
Certificate Issuer: Wendy Dixon
Info...
Appearance: Standard Text
Wendy Dixon
Digitally signed by Wendy Dixon
DN: cn=Wendy Dixon, o=Massey University, ou=Graduate Research School, email=w.dixon@massey.ac.nz, c=NZ
Date: 2009.02.05 15:20:51 +13'00'
Sign
Cancel
Just need to enter your password, click on sign and your digitial signature will automatically be inserted into the document.
How to create a Digital Signature for your
Wendy Dixon
EA/Administrator
Contact
Outline
Thumb
Notes
Search
Slide Title
Duration
How to create a Digita... 00:05
Slide 2 00:05
Slide 3 00:05
Slide 4 00:05
Slide 5 00:05
Slide 6 00:05
Slide 7 00:05
Slide 8 00:05
Slide 9 00:05
0 Minutes 15 Seconds Remaining
Slide 7 / 9 | Stopped
00:00 / 00:05

DRC 3

SIGNATURES – PART 3

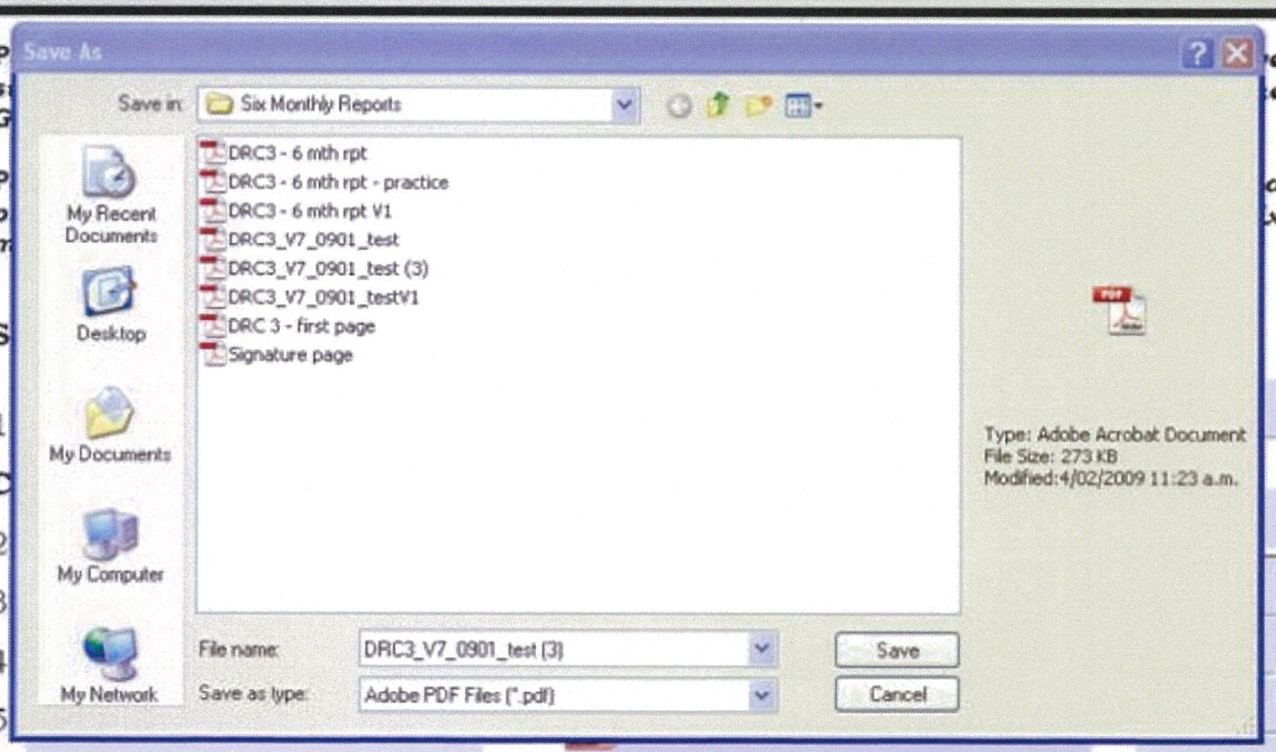

6. _____ 6. _____

CANDIDATE SIGNATURE _____ **DATE** _____

How to create a Digital Signature for your

Wendy Dixon
EA/Administrator
Contact

Outline | Thumb | Notes | Search

Slide Title	Duration
How to create a Digita...	00:05
Slide 2	00:05
Slide 3	00:05
Slide 4	00:05
Slide 5	00:05
Slide 6	00:05
Slide 7	00:05
Slide 8	00:05
Slide 9	00:05

0 Minutes 10 Seconds Remaining

Slide 8 / 9 | Stopped 00:00 / 00:05

Signed and all signatures are valid. Please fill out the following form. You can save data typed into this form.

Signature Panel | Highlight F

How to create a Digital Signature for your

Wendy Dixon
EA/Administrator
Contact

Outline | Thumb | Notes | Search

Slide Title	Duration
How to create a Digita...	00:05
Slide 2	00:05
Slide 3	00:05
Slide 4	00:05
Slide 5	00:05
Slide 6	00:05
Slide 7	00:05
Slide 8	00:05
Slide 9	00:05

0 Minutes 5 Seconds Remaining

DRC 3

SIGNATURES – PART 3

Please ensure the candidate, supervisor, co-supervisor(s), and Head of Academic Unit have signed this report prior to forwarding the completed proforma and email coversheet to the Graduate Research School.

Please ensure that the candidate, supervisor, and Head of Academic Unit retain a photocopy of this report for information, and for use when completing of the next six monthly report.

SUPERVISOR NAME	SIGNATURES	DATE
1.	1. Wendy Dixon Digitally signed by Wendy Dixon Dn: cn=Wendy Dixon, o=Massey University, ou=Graduate Research School, email=w.dixon@massey.ac.nz, c=NZ Date: 2009.02.05 15:22:12 +13'00'	
CO-SUPERVISOR NAME(S)		
2.	2.	
3.	3.	
4.	4.	
5.	5.	
6.	6.	

CANDIDATE SIGNATURE _____ **DATE** _____

Slide 9 / 9 | Stopped

00:00 / 00:05